
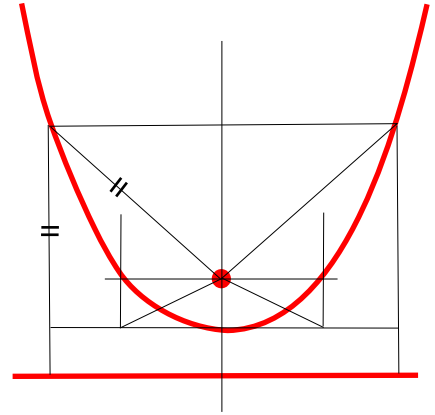
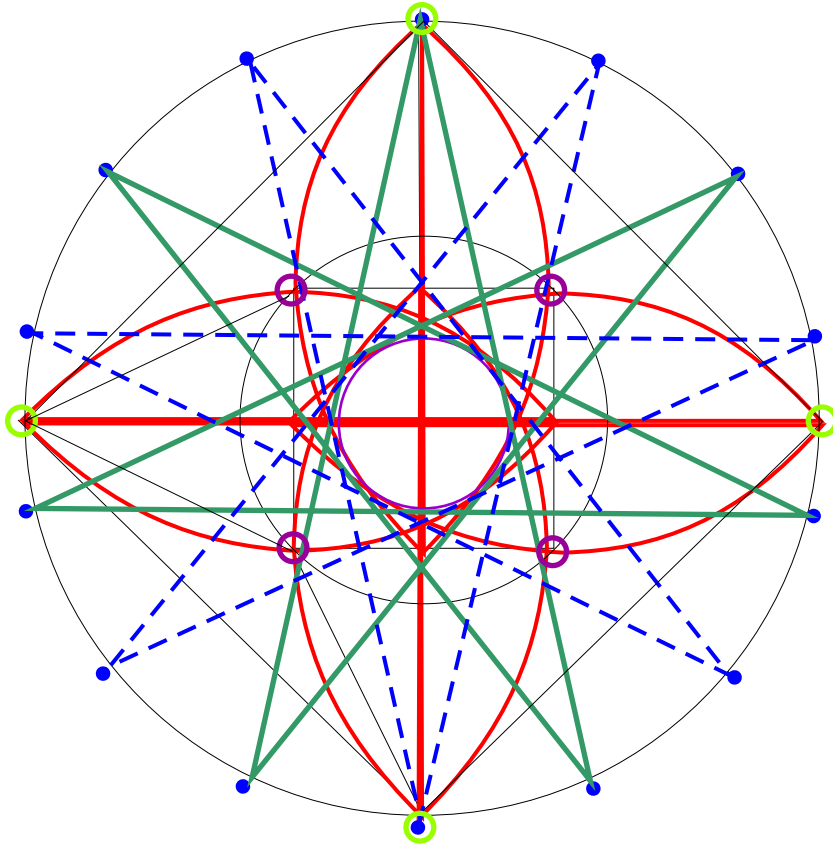


1. CONSTRUCT GRAIL ARKS USING THE INNER 4 POINTS AS SHIYN POLES  THE ANGLE TO THE INNER POINT FROM THE OUTER POINTS SHOULD BE ABOUT 26.3 DEG ("NUUR" OR BETHLEHEM ANGLE).
2. DRAW THE INNER CIRCLE (CORE SPHERE) TANGENT TO THE CUPS.
3. DRAW THE OUTER SPHERE THROUGH THE OUTER 4 POINTS.
4. CREATE THE MATTER-TO-SPIRIT STAR AT THE NORT POLE. DRAW A "SACRED CHORD" TANGENT TO THE INNER CORE SPHERE AND CONTINUE THE CHORD AROUND THE OUTER CIRCLE TO FORM 7 POLE WHEEL.
5. DRAW THE REVERSE 7-POINT FROM THE SOUTH POLE.
6. AS THE STARS SPIN INTO ANY CRITICAL ROTATIONAL POSITION THEY WILL ALWAYS BE DOWNLOADING VIA THE CORE SPHERE AND GRAIL CUPS.
7. THE CURVES OF THE CUPS ARE TECHNICALLY PARABOLIC CURVES. THE GRAPHIC BELOW IS A ROUGH DRAWING BUT ITS ACCURATE ENOUGH TO FORM A LIGHT GROUP SCHEMATIC.



File: Resh7PointStar01.cdr
 2008, William Buehler