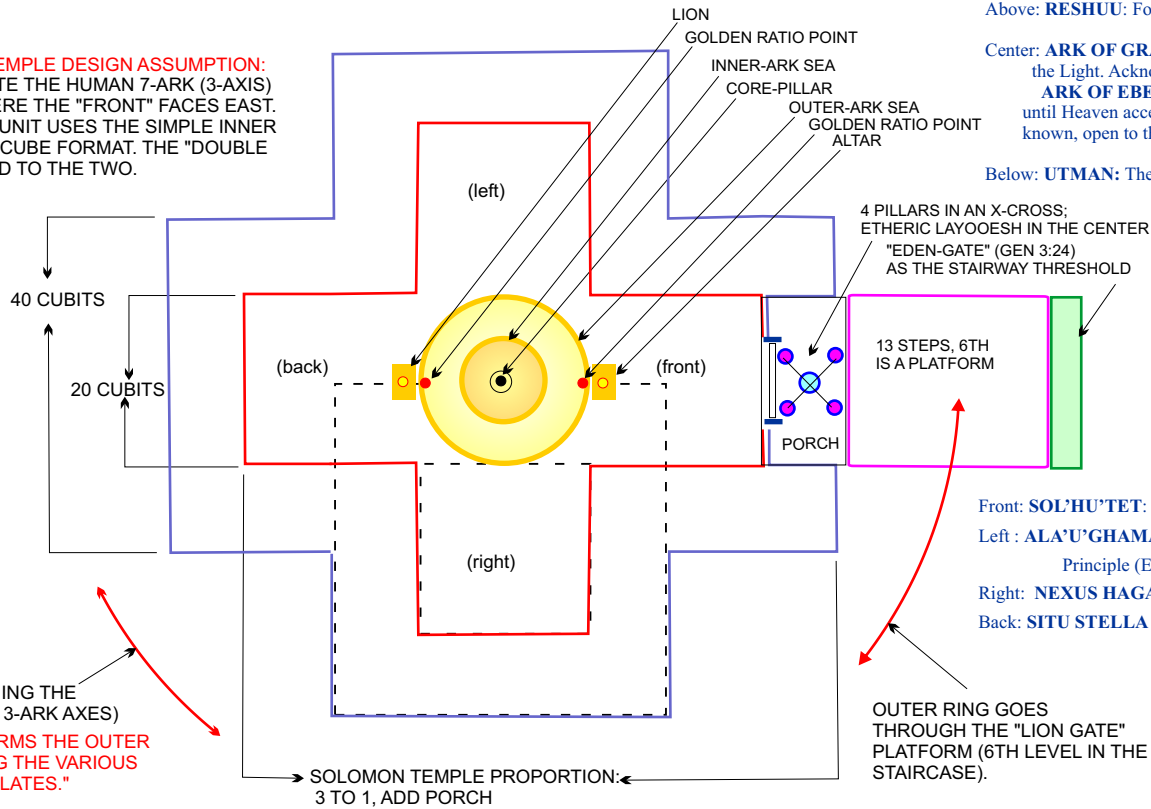


BASIC 7-ARK (ARK OF AN) MATRIX IN THE HUMAN:

SOLOMAE TEMPLE DESIGN ASSUMPTION:
TO DUPLICATE THE HUMAN 7-ARK (3-AXIS) MATRIX WHERE THE "FRONT" FACES EAST. EACH "ARK" UNIT USES THE SIMPLE INNER AND OUTER CUBE FORMAT. THE "DOUBLE SEA" IS SIZED TO THE TWO.

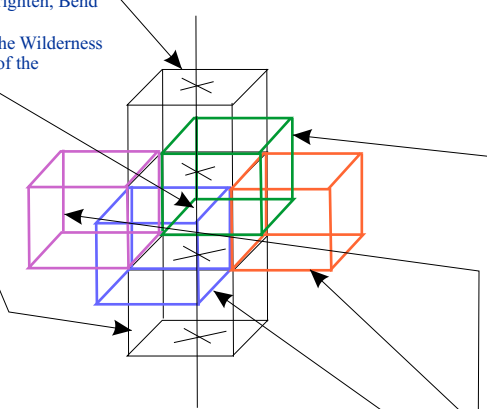


Above: **RESHUU:** Foundation of the Master Builder.

Center: **ARK OF GRACE:** To Bless, Brighten, Bend the Light. Acknowledge.

ARK OF EBEN: To wander in the Wilderness until Heaven accepts. Step outside of the known, open to the unknown.

Below: **UTMAN:** The Axe cut or Mark.



Front: **SOL'HU'TET:** Solar Command or Fire-Tongue Speaking, commanding form to generate

Left: **ALA'U'GHAMA:** Self-generating Ceation. Generated from 1st Causation or Principle (Eve - Divine Feminine)

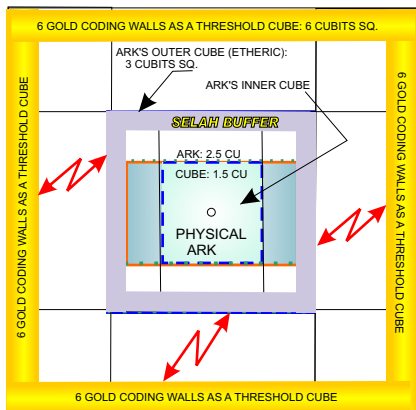
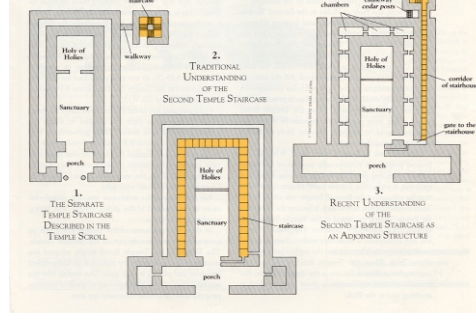
Right: **NEXUS HAGA:** Open-Handed Path; letting go of Old Form, New Creation Matrix

Back: **SITU STELLA MARI:** Lamp of the Fearless Flame lifted above the Golden Shore of Stars.

OUTER RING GOES THROUGH THE "LION GATE" PLATFORM (6TH LEVEL IN THE STAIRCASE).

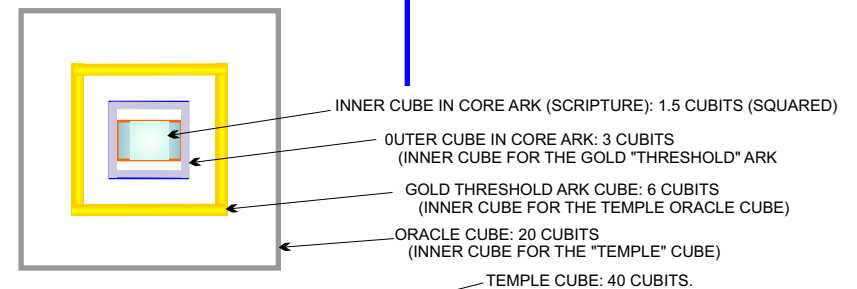
SPHERE CONTAINING THE 7-ARK TEMPLE (3, 3-ARK AXES)
THIS SPHERE FORMS THE OUTER RING CONTAINING THE VARIOUS TEMPLES' "TEMPLATES."

SEVERAL VERSIONS OF THE OLD SOLOMAN TEMPLE PLAN



5 CUBES, 4 GENERATIONS (EXPANSIONS) FROM THE CORE CUBE.

(10-CUBIT WRAP AROUND FORMS AN OUTER CUBE. THE 10 CUBIT FACTOR IS FOUND IN THE PORCH AND THE SPACE ABOVE THE CUBIC ORACLE CHAMBER.)



BASIC 5-CUBE-ARK UNIT